



TOWN OF PALMER LAKE
Financial Statements
January 2024
Unaudited



Schedule of Cash Position January 2024

TOWN OF PALMER LAKE
Schedule of Cash Position
January 2024

FINANCIAL INSTITUTION	ACCOUNT NAME	CHECKING / SAVINGS	BANK RATE	BALANCE
GENERAL FUND				
GENERAL FUND OPERATING:				
Community Banks of CO	General Fund Operating	Checking	n/a	\$ 1,430,438
GENERAL FUND RESERVES:				
Colorado Trust (ColoTrust) <i>* Operating Reserve - 3 months (\$752,109)</i>	General Fund Reserve	Savings	5.56%	\$ 1,507,210
Colorado Trust (ColoTrust)	Police Reserve	Savings	5.56%	\$ 7
Colorado Trust (ColoTrust)	Fire Reserve	Savings	5.56%	\$ 64,056
Colorado Trust (ColoTrust)	Roads Reserve	Savings	5.56%	\$ 10,668
General Fund Reserves Subtotal				<u>\$ 1,581,941</u>
General Fund Accounts Total				<u><u>\$ 3,012,379</u></u>
WATER FUND				
WATER FUND OPERATING:				
Community Banks of CO	Water Fund Operating	Checking	n/a	\$ 1,010,032
WATER FUND RESERVES:				
Colorado Trust (ColoTrust)	Water Reserve	Savings	5.56%	\$ 191,988
Colorado Trust (ColoTrust)	Water Cap Imp Reserve	Savings	5.56%	\$ 213,355
RESTRICTED FUNDS (WATER FUND):				
Colorado Trust (ColoTrust) <i>* Restricted - Loan Reserve - 3 months (\$224,600)</i>	Water Loan Reserve	Savings	5.56%	\$ 212,694
Water Fund Accounts Total				<u><u>\$ 1,628,069</u></u>
CONSERVATION TRUST FUND				
CONSERVATION TRUST FUND:				
Colorado Trust (ColoTrust)	CTF Reserve	Savings	5.56%	\$ 29,169
Conservation Trust Fund Account Total				<u><u>\$ 29,169</u></u>



Financial Reports
January 2024

TOWN OF PALMER LAKE

SCHEDULE OF REVENUE, EXPENDITURES AND CHANGES IN FUND BALANCE - BUDGET AND ACTUAL

GENERAL FUND

For the One Month Ended January 31, 2024

UNAUDITED

	2024 Adopted Budget	Actual	Variance Favorable (Unfavorable)	Percent of Budget (YTD 8%)
REVENUE				
Taxes	\$ 2,794,447	\$ 54,031	\$ (2,740,416)	2%
Fees and Licenses	291,025	11,200	(279,825)	4%
Intergovernmental	7,000	82	(6,918)	1%
Fines	65,000	8,098	(56,902)	12%
Interest	80,000	7,426	(72,574)	9%
Departmental	65,000	3,357	(61,643)	5%
Grants and Donations	1,385,959	2,000	(1,383,959)	0%
Miscellaneous	70,000	586	(69,414)	1%
Total Revenue	\$ 4,758,431	\$ 86,780	\$ (4,671,651)	2%
EXPENDITURES				
Administration				
Salaries and Benefits	\$ 246,873	\$ 13,753	\$ 233,120	6%
Professional Services	373,000	5,469	367,531	1%
Administrative/Operations	332,936	33,970	298,966	10%
Capital Outlays	10,000	-	10,000	0%
Total Administration	\$ 962,809	\$ 53,192	\$ 909,617	6%
Police Department				
Salaries and Benefits	\$ 674,622	\$ 54,192	\$ 620,430	8%
Professional Services	112,600	491	112,109	0%
Administrative/Operations	86,845	1,648	85,197	2%
Capital Outlays	80,000	-	80,000	0%
Total Police Department	\$ 954,067	\$ 56,331	\$ 897,736	6%
Fire Department				
Salaries and Benefits	\$ 630,741	\$ 48,437	\$ 582,304	8%
Professional Services	10,000	666	9,334	0%
Administrative/Operations	128,600	2,465	126,135	2%
Total Fire Department	\$ 769,341	\$ 51,568	\$ 717,773	7%
Public Works Department - Roads				
Salaries and Benefits	\$ 334,898	\$ 17,464	\$ 317,434	5%
Professional Services	40,300	83	40,217	0%
Administrative/Operations	167,500	5,582	161,918	3%
Capital Outlays	1,673,580	-	1,673,580	0%
Total Roads Department	\$ 2,216,278	\$ 23,129	\$ 2,193,149	1%
Public Works Department - Parks				
Administrative/Operations	\$ 42,100	\$ 2,659	\$ 39,441	6%
Capital Outlays	\$ 31,000	\$ -	\$ 31,000	0%
Total Parks Department	\$ 73,100	\$ 2,659	\$ 70,441	4%
Total Expenditures	\$ 4,975,596	\$ 186,879	\$ 4,788,717	4%
EXCESS OF REVENUE OVER (UNDER) EXPENDITURES				
	\$ (217,165)	\$ (100,099)	\$ 117,066	
FUND BALANCE - BEGINNING OF YEAR				
		\$ 3,651,518		
FUND BALANCE - END OF YEAR				
		\$ 3,551,419		

Recommended Operating Reserve - 3 months

752,109

TOWN OF PALMER LAKE

SCHEDULE OF REVENUE, EXPENDITURES AND CHANGES IN FUNDS AVAILABLE - BUDGET AND ACTUAL

WATER ENTERPRISE FUND

For the One Month Ended January 31, 2024

UNAUDITED

	2024 Adopted Budget	Actual	Variance Favorable (Unfavorable)	Percent of Budget (YTD 8%)
REVENUE				
Water Billing	\$ 1,375,000	\$ 106,013	\$ (1,268,987)	8%
Water Improvement Fee	74,000	6,281	(67,719)	8%
Water Loan	216,000	18,025	(197,975)	8%
Water Tap Fees	72,000	7,703	(64,297)	11%
Water Meter/Parts	2,550	-	(2,550)	0%
Late Fees/Service Fees	16,000	1,405	(14,595)	9%
Interest	24,000	2,901	(21,099)	12%
American Rescue Plan	103,669	-	(103,669)	0%
PLES Upper Glenway Water Improvement	101,520	-	(101,520)	0%
Total Revenue	\$ 1,984,739	\$ 142,328	\$ (1,842,411)	7%
EXPENDITURES				
Salaries and Benefits	\$ 519,749	\$ 32,942	\$ 486,807	6%
Professional Services	137,000	5,418	131,582	4%
Administrative/Operations	438,300	41,643	396,657	10%
Capital Outlays	649,290	-	649,290	0%
Debt Service	207,179	-	207,179	0%
Total Expenditures	\$ 1,951,518	\$ 80,003	\$ 1,871,515	4%
EXCESS OF REVENUE OVER (UNDER) EXPENDITURES				
	\$ 33,221	\$ 62,325	\$ 29,104	
FUND BALANCE - BEGINNING OF YEAR		\$ 1,316,293		
FUND BALANCE - END OF YEAR		\$ 1,378,618		
Less: Restricted Operating Reserve - 3 months		(224,600)	<i>Note 1</i>	
FUND BALANCE - END OF YEAR - Unrestricted		\$ 1,154,018		

Note 1: CWR&PDA Loan Requirement

TOWN OF PALMER LAKE

STATEMENT OF REVENUE, EXPENDITURES AND CHANGES IN FUND BALANCE - BUDGET AND ACTUAL CONSERVATION TRUST FUND

For the One Month Ended January 31, 2024

UNAUDITED

	2024 Adopted Budget	Actual	Variance Favorable (Unfavorable)	Percent of Budget (YTD 8%)
REVENUE				
State Shared Revenue	\$ 36,140	\$ -	\$ (36,140)	0%
Interest	1,200	137	(1,063)	11%
Total Revenue	\$ 37,340	\$ 137	\$ (37,203)	0%
EXPENDITURES				
Salaries and Benefits	\$ 14,380	\$ -	\$ 14,380	0%
Administrative/Operations	3,000	-	3,000	0%
Capital Outlays	19,000	-	19,000	0%
Total Expenditures	\$ 36,380	\$ -	\$ 36,380	0%
NET CHANGE IN FUND BALANCE	\$ 960	\$ 137	\$ (823)	
FUND BALANCE - BEGINNING OF YEAR		\$ 59,044		
FUND BALANCE - END OF YEAR - Restricted		\$ 59,181		



Accounts Payable Reports
January 2024

Ranges: From: To: From: To:
 Check Number First Last Check Date 1/1/2024 1/31/2024
 Vendor ID First Last Checkbook ID First Last
 Vendor Name First Last

Sorted By: Check Number

* Voided Checks

Check Number	Vendor ID	Vendor Check Name	Check Date	Checkbook ID	Audit Trail Code	Amount
49518	AIRGAS	AIRGAS USA, LLC	1/4/2024	COBANK-CKG 9495	PMCHK00000144	\$116.48
49519	AMCOBIIT	AMCOBI	1/4/2024	COBANK-CKG 9495	PMCHK00000144	\$3,923.75
49520	BIGOTIRES	LEEDS WEST GROUPS DBA BIG O TI	1/4/2024	COBANK-CKG 9495	PMCHK00000144	\$632.43
49521	CHAVEZCONSULTIN	CHAVEZ CONSULTING INC., LLC	1/4/2024	COBANK-CKG 9495	PMCHK00000144	\$412.50
49522	CIRSA	CIRSA	1/4/2024	COBANK-CKG 9495	PMCHK00000144	\$35,602.73
49523	CITYOFFORTCOLLI	CITY OF FORT COLLINS	1/4/2024	COBANK-CKG 9495	PMCHK00000144	\$90.00
49524	COLORADODIVISIO	COLORADO DIVISION OF FIRE PREV	1/4/2024	COBANK-CKG 9495	PMCHK00000144	\$90.00
49525	CKT	COMMON KNOWLEDGE TECHNOLOGY	1/4/2024	COBANK-CKG 9495	PMCHK00000144	\$2,490.15
49526	COMMUNITYMATTER	COMMUNITY MATTERS INSTITUTE	1/4/2024	COBANK-CKG 9495	PMCHK00000144	\$7,012.50
49527	COREANDMAIN	CORE & MAIN LLP	1/4/2024	COBANK-CKG 9495	PMCHK00000144	\$593.80
49528	EMERGENCYNETWOR	EMERGENCY NETWORK SECURITY SYS	1/4/2024	COBANK-CKG 9495	PMCHK00000144	\$32.03
49529	ESO	ESO SOLUTIONS, INC.	1/4/2024	COBANK-CKG 9495	PMCHK00000144	\$208.53
49530	FIRSTRESPONDER	FIRST RESPONDER COMMUNICATIONS	1/4/2024	COBANK-CKG 9495	PMCHK00000144	\$1,213.40
49531	GEN-TECH	GEN-TECH	1/4/2024	COBANK-CKG 9495	PMCHK00000144	\$1,595.26
49532	KELLYBOOKSLLC	KellyBooks LLC	1/4/2024	COBANK-CKG 9495	PMCHK00000144	\$5,462.50
49533	MEYER&SAMS,INC	MEYER & SAMS, INC. DBA GMS INC	1/4/2024	COBANK-CKG 9495	PMCHK00000144	\$16,918.70
49534	MUNICIPALTREATM	MUNICIPAL TREATMENT EQUIPMENT	1/4/2024	COBANK-CKG 9495	PMCHK00000144	\$423.46
49535	OREILLY	O'REILLY	1/4/2024	COBANK-CKG 9495	PMCHK00000144	\$12.98
49536	PALMERLAKESANIT	PALMER LAKE SANITATION	1/4/2024	COBANK-CKG 9495	PMCHK00000144	\$2,546.72
49537	PIKESPEAKAREACO	PIKES PEAK AREA COUNCIL OF GOV	1/4/2024	COBANK-CKG 9495	PMCHK00000144	\$1,411.00
49538	PIONEER	PIONEER	1/4/2024	COBANK-CKG 9495	PMCHK00000144	\$476.00
49539	PIPESTONEEQUIPM	PIPESTONE EQUIPMENT	1/4/2024	COBANK-CKG 9495	PMCHK00000144	\$644.10
49540	RAMPARTSUPPLY	RAMPART SUPPLY	1/4/2024	COBANK-CKG 9495	PMCHK00000144	\$295.09
49541	STERICYCLE	STERICYCLE, INC.	1/4/2024	COBANK-CKG 9495	PMCHK00000144	\$38.59
49542	T2SYSTEMS	T2 SYSTEMS CANADA INC.	1/4/2024	COBANK-CKG 9495	PMCHK00000144	\$70.00
49543	GAZETTE	THE GAZETTE	1/4/2024	COBANK-CKG 9495	PMCHK00000144	\$253.34
49544	UNCC	UTILITY NOTIFICATION CENTER OF	1/4/2024	COBANK-CKG 9495	PMCHK00000144	\$20.64
49545	AT&TMOBILITY	AT & T MOBILITY	1/16/2024	COBANK-CKG 9495	PMCHK00000145	\$3,095.28
49546	CDOR	COLORADO DEPARTMENT OF REVENUE	1/16/2024	COBANK-CKG 9495	PMCHK00000145	\$388.94
49547	GEN-TECH	GEN-TECH	1/16/2024	COBANK-CKG 9495	PMCHK00000145	\$1,020.10
49548	HOMEDEPOTCREDIT	HOME DEPOT CREDIT SERVICES	1/16/2024	COBANK-CKG 9495	PMCHK00000145	\$897.80
49549	JAN-PROFRANCHIS	JAN-PRO FRANCHISE DEVELOPMENT	1/16/2024	COBANK-CKG 9495	PMCHK00000145	\$255.00
49550	KROBLAWOFFICES	KROB LAW OFFICE, LLC	1/16/2024	COBANK-CKG 9495	PMCHK00000145	\$20,965.00
49551	OREILLY	O'REILLY	1/16/2024	COBANK-CKG 9495	PMCHK00000145	\$56.73
49552	PIPESTONEEQUIPM	PIPESTONE EQUIPMENT	1/16/2024	COBANK-CKG 9495	PMCHK00000145	\$7,264.83
49553	PITNEYBOWES	PITNEY BOWES GLOBAL FINANCIAL	1/16/2024	COBANK-CKG 9495	PMCHK00000145	\$440.94
* 49554	REPUBLICSERVICE	REPUBLIC SERVICES #653	1/16/2024	COBANK-CKG 9495	PMCHK00000145	\$2,669.05
49555	RHINEHARTOIL	RHINEHART OIL CO., LLC	1/16/2024	COBANK-CKG 9495	PMCHK00000145	\$1,288.72
49556	KNASTERTECHNOLO	THE KNASTER TECHNOLOGY GROUP	1/16/2024	COBANK-CKG 9495	PMCHK00000145	\$180.00
49557	USDAFORESTS SERVI	USDA FOREST SERVICE	1/16/2024	COBANK-CKG 9495	PMCHK00000145	\$1,050.00
49558	XEROX	XEROX BUSINESS SOLUTIONS SOUTH	1/16/2024	COBANK-CKG 9495	PMCHK00000145	\$133.82
49559	REPUBLICSERVICE	REPUBLIC SERVICES #653	1/16/2024	COBANK-CKG 9495	PMCHK00000146	\$1,785.35
49560	ASPENAUTOCLINIC	ASPEN AUTO CLINIC MONUMENT	1/29/2024	COBANK-CKG 9495	PMCHK00000147	\$399.98
49561	CENTURYLINK	CENTURYLINK	1/29/2024	COBANK-CKG 9495	PMCHK00000147	\$595.14
49562	CDOR	COLORADO DEPARTMENT OF REVENUE	1/29/2024	COBANK-CKG 9495	PMCHK00000147	\$41.06
49563	COREANDMAIN	CORE & MAIN LLP	1/29/2024	COBANK-CKG 9495	PMCHK00000147	\$1,478.64
49564	DPCINDUSTRIES	DPC INDUSTRIES, INC.	1/29/2024	COBANK-CKG 9495	PMCHK00000147	\$70.00
49565	EMERGENCYNETWOR	EMERGENCY NETWORK SECURITY SYS	1/29/2024	COBANK-CKG 9495	PMCHK00000147	\$32.03
49566	JENNIFERNILSON	JENNIFER NILSON	1/29/2024	COBANK-CKG 9495	PMCHK00000147	\$108.25
49567	CICCOLELLAJOHN	JOHN CICCOLELLA	1/29/2024	COBANK-CKG 9495	PMCHK00000147	\$320.00
49568	LTSRESOURCE	LTS RESOURCE, LLC	1/29/2024	COBANK-CKG 9495	PMCHK00000147	\$3,907.50
49569	MELISSAGHELBER	MELISSA GHELBER	1/29/2024	COBANK-CKG 9495	PMCHK00000147	\$125.00
49570	NATALIESTRAWN	NATALIE STRAWN	1/29/2024	COBANK-CKG 9495	PMCHK00000147	\$75.00
49571	REBEKAHRATHERT	REBEKAH RATHERT	1/29/2024	COBANK-CKG 9495	PMCHK00000147	\$75.00
49572	FIREGRADEGOODS	SCOTT GRIFFITH	1/29/2024	COBANK-CKG 9495	PMCHK00000147	\$129.50
49573	SGS	SGS NORTH AMERICA, INC.	1/29/2024	COBANK-CKG 9495	PMCHK00000147	\$265.58

* Voided Checks

Check Number	Vendor ID	Vendor Check Name	Check Date	Checkbook ID	Audit Trail Code	Amount
49574	SOURCEMANAGE	SOURCE MANAGEMENT INC.	1/29/2024	COBANK-CKG 9495	PMCHK00000147	\$12.05
49575	STACYDELOZIER	STACY DELOZIER	1/29/2024	COBANK-CKG 9495	PMCHK00000147	\$251.58
49576	TRILAKESGARAGED	TRI-LAKES GARAGE DOORS, LLC	1/29/2024	COBANK-CKG 9495	PMCHK00000147	\$335.00
49577	TRILAKESSERVICE	TRI-LAKES SERVICE CENTER	1/29/2024	COBANK-CKG 9495	PMCHK00000147	\$657.28
49578	AMCOBIIT	AMCOBI	1/31/2024	COBANK-CKG 9495	PMCHK00000148	\$3,749.50
49579	BLUETREEELL	BLUE TREE, LLC	1/31/2024	COBANK-CKG 9495	PMCHK00000148	\$2,080.00
49580	COLORADODIVISIO	COLORADO DIVISION OF FIRE PREV	1/31/2024	COBANK-CKG 9495	PMCHK00000148	\$60.00
49581	DANAKEPNERCOMPA	DANA KEPNER COMPANY, LLC	1/31/2024	COBANK-CKG 9495	PMCHK00000148	\$365.36
49582	EVOQUA	EVOQUA WATER TECHNOLOGIES LLC	1/31/2024	COBANK-CKG 9495	PMCHK00000148	\$1,463.00
49583	HOMEDEPOTCREDIT	HOME DEPOT CREDIT SERVICES	1/31/2024	COBANK-CKG 9495	PMCHK00000148	\$533.73
49584	INTERSTATECHEMI	INTERSTATE CHEMICAL CO., INC	1/31/2024	COBANK-CKG 9495	PMCHK00000148	\$2,259.29
49585	JENNIFERNILSON	JENNIFER NILSON	1/31/2024	COBANK-CKG 9495	PMCHK00000148	\$927.37
49586	MEYER&SAMS,INC	MEYER & SAMS, INC. DBA GMS INC	1/31/2024	COBANK-CKG 9495	PMCHK00000148	\$6,472.60
49587	OREILLY	O'REILLY	1/31/2024	COBANK-CKG 9495	PMCHK00000148	\$19.98
49588	ORKIN	Orkin	1/31/2024	COBANK-CKG 9495	PMCHK00000148	\$673.54
49589	PIPESTONEEQUIPM	PIPESTONE EQUIPMENT	1/31/2024	COBANK-CKG 9495	PMCHK00000148	\$3,692.58
49590	PORCHELECTRIC	PORCH ELECTRIC INC	1/31/2024	COBANK-CKG 9495	PMCHK00000148	\$7,750.25
49591	ROBERTKEILEY	ROBERT KEILEY	1/31/2024	COBANK-CKG 9495	PMCHK00000148	\$75.00
49592	SPRINGSMOUNTAIN	Springs Mountain Water	1/31/2024	COBANK-CKG 9495	PMCHK00000148	\$45.75
49593	STERICYCLE	STERICYCLE, INC.	1/31/2024	COBANK-CKG 9495	PMCHK00000148	\$38.59
49594	ORCUTT,STEVE	STEVE ORCUTT	1/31/2024	COBANK-CKG 9495	PMCHK00000148	\$80.00
49595	SYMBOLARTSLLC	SYMBOLARTS LLC	1/31/2024	COBANK-CKG 9495	PMCHK00000148	\$140.00
49596	T2SYSTEMS	T2 SYSTEMS CANADA INC.	1/31/2024	COBANK-CKG 9495	PMCHK00000148	\$70.00

Total Checks: 79

Total Amount of Checks: \$160,784.32

=====

Town of Palmer Lake
ACH REGISTER REPORT
Payables Management

	From:	To:
ACH Date	1/1/2024	1/31/2024
Checkbook ID	COBANK-CKG 9495	COBANK-CKG 9495

Sorted By: Date

Trx Date	Orig. Audit Trail	Distribution Reference	Orig. Master Number	Orig. Master Name	Amount
1/2/2024	CMTRX00000116	Bank Transaction Entry	WDL000001059	Comcast	193.35
1/2/2024	CMTRX00000116	Bank Transaction Entry	WDL000001060	Xfinity	9.96
1/3/2024	CMTRX00000116	Bank Transaction Entry	WDL000001049	Parking Kiosk Fee	180.95
1/3/2024	CMTRX00000123	Bank Transaction Entry	WDL000001112	PCS	2,490.57
1/5/2024	CMTRX00000116	Bank Transaction Entry	WDL000001054	FPPA	6,757.74
1/8/2024	CMTRX00000116	Bank Transaction Entry	WDL000001048	WEX Fuel	1,984.66
1/8/2024	CMTRX00000116	Bank Transaction Entry	WDL000001050	Humana	1,287.62
1/8/2024	CMTRX00000116	Bank Transaction Entry	WDL000001063	Black Hills Energy	79.55
1/9/2024	CMTRX00000116	Bank Transaction Entry	WDL000001051	Health Equity	5.00
1/9/2024	CMTRX00000116	Bank Transaction Entry	WDL000001057	CORE Electric	8,718.25
1/11/2024	CMTRX00000116	Bank Transaction Entry	WDL000001046	Paycom	66,761.53
1/16/2024	CMTRX00000116	Bank Transaction Entry	WDL000001064	Black Hills Energy	200.85
1/16/2024	CMTRX00000116	Bank Transaction Entry	WDL000001065	Black Hills Energy	142.88
1/16/2024	CMTRX00000116	Bank Transaction Entry	WDL000001066	Black Hills Energy	121.22
1/16/2024	CMTRX00000116	Bank Transaction Entry	WDL000001067	Black Hills Energy	100.96
1/16/2024	CMTRX00000116	Bank Transaction Entry	WDL000001068	Black Hills Energy	84.20
1/16/2024	CMTRX00000116	Bank Transaction Entry	WDL000001069	Black Hills Energy	81.39
1/16/2024	CMTRX00000116	Bank Transaction Entry	WDL000001070	Black Hills Energy	26.92
1/16/2024	CMTRX00000116	Bank Transaction Entry	WDL000001071	Black Hills Energy	21.31
1/18/2024	CMTRX00000116	Bank Transaction Entry	WDL000001056	PCS	1,903.26
1/19/2024	CMTRX00000116	Bank Transaction Entry	WDL000001053	FPPA	8,024.09
1/22/2024	CMTRX00000116	Bank Transaction Entry	WDL000001062	Visa Cardmember Services	6,101.01
1/22/2024	CMTRX00000117	Bank Transaction Entry	WDL000001072	Amcobi	1,343.91
1/22/2024	CMTRX00000117	Bank Transaction Entry	WDL000001073	Amcobi	211.24
1/22/2024	CMTRX00000117	Bank Transaction Entry	WDL000001074	Amcobi	136.25
1/22/2024	CMTRX00000117	Bank Transaction Entry	WDL000001075	Amcobi	135.85
1/22/2024	CMTRX00000117	Bank Transaction Entry	WDL000001076	Amcobi	112.69
1/22/2024	CMTRX00000117	Bank Transaction Entry	WDL000001077	Amcobi	111.85
1/22/2024	CMTRX00000117	Bank Transaction Entry	WDL000001078	Amcobi	90.88
1/22/2024	CMTRX00000117	Bank Transaction Entry	WDL000001079	Amcobi	90.88
1/22/2024	CMTRX00000117	Bank Transaction Entry	WDL000001080	Amcobi	89.20
1/22/2024	CMTRX00000117	Bank Transaction Entry	WDL000001081	Amcobi	88.36
1/22/2024	CMTRX00000117	Bank Transaction Entry	WDL000001082	Amcobi	85.00
1/25/2024	CMTRX00000116	Bank Transaction Entry	WDL000001047	Paycom	61,112.06
1/26/2024	CMTRX00000119	Bank Transaction Entry	WDL000001101	Anthem	8,990.03
1/30/2024	CMTRX00000116	Bank Transaction Entry	WDL000001055	PCS	1,774.07
1/31/2024	CMTRX00000116	Bank Transaction Entry	WDL000001052	FPPA	7,392.98
1/31/2024	CMTRX00000116	Bank Transaction Entry	WDL000001058	Comcast	193.35
1/31/2024	CMTRX00000116	Bank Transaction Entry	WDL000001061	Xfinity	11.07

Total ACHs:

39

Total Amount of ACHs:

\$ 187,246.94

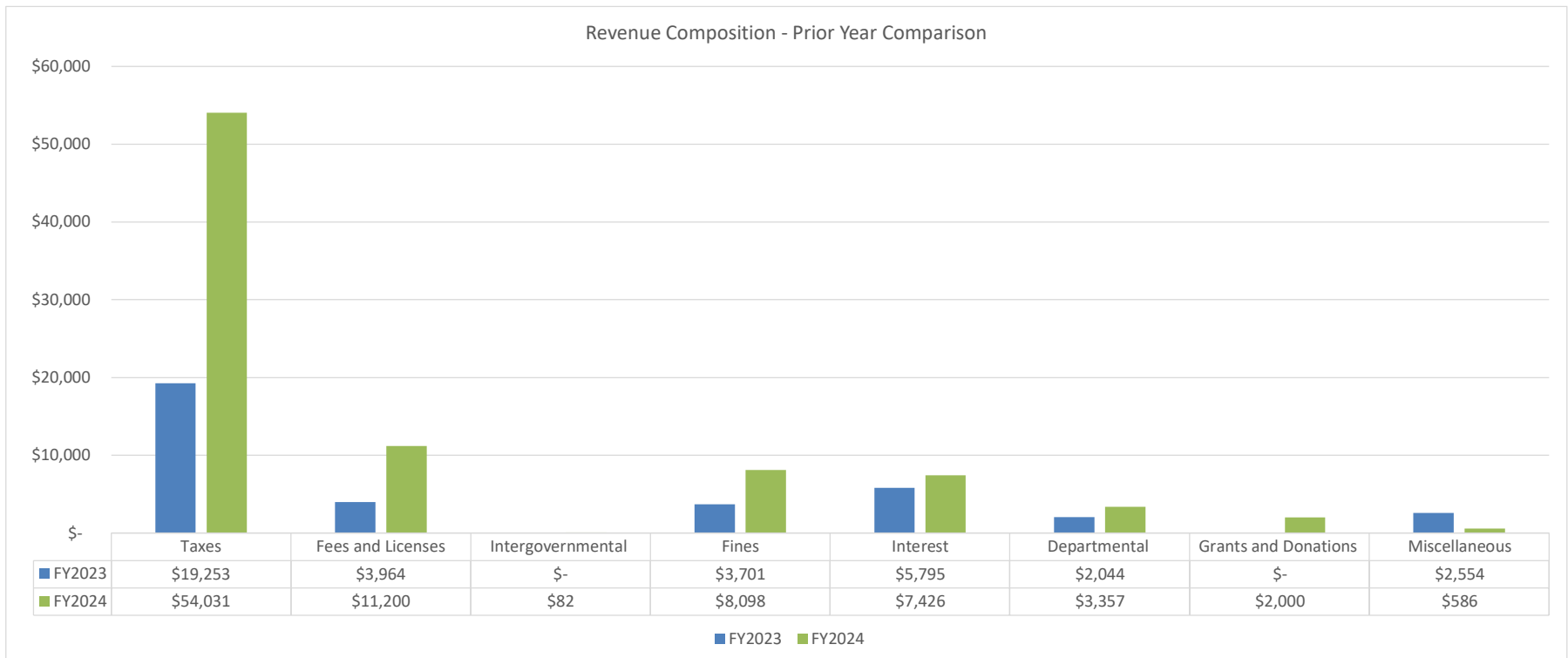
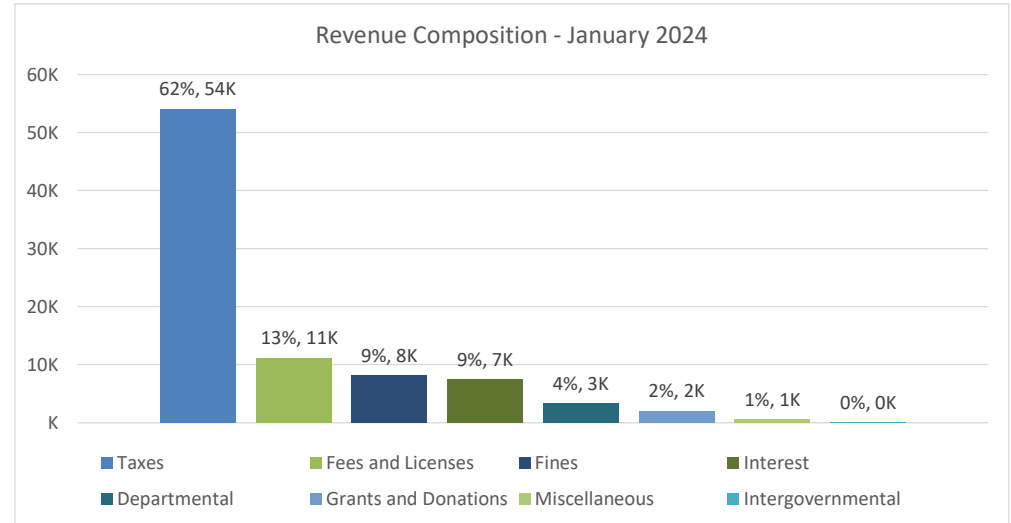
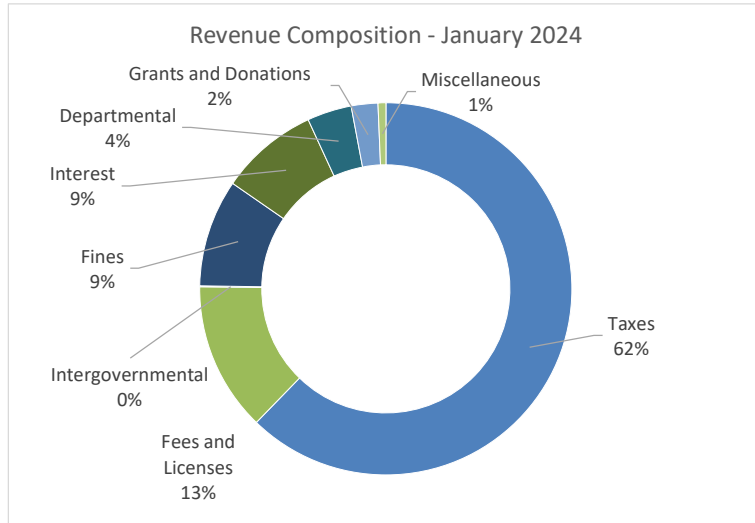


Charts
January 2024

TOWN OF PALMER LAKE

REVENUE CHARTS GENERAL FUND

For the One Month Ended January 31, 2024
UNAUDITED



TOWN OF PALMER LAKE

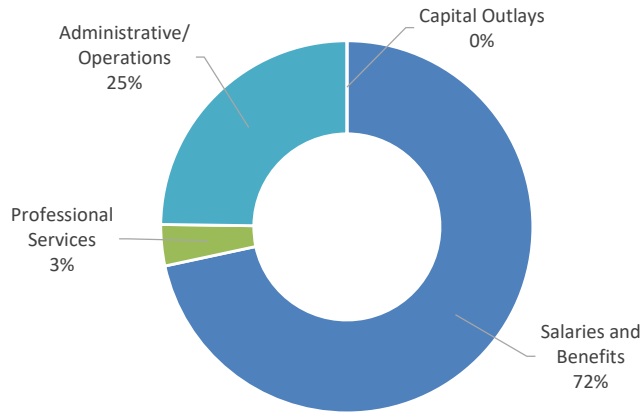
EXPENDITURE CHARTS

GENERAL FUND

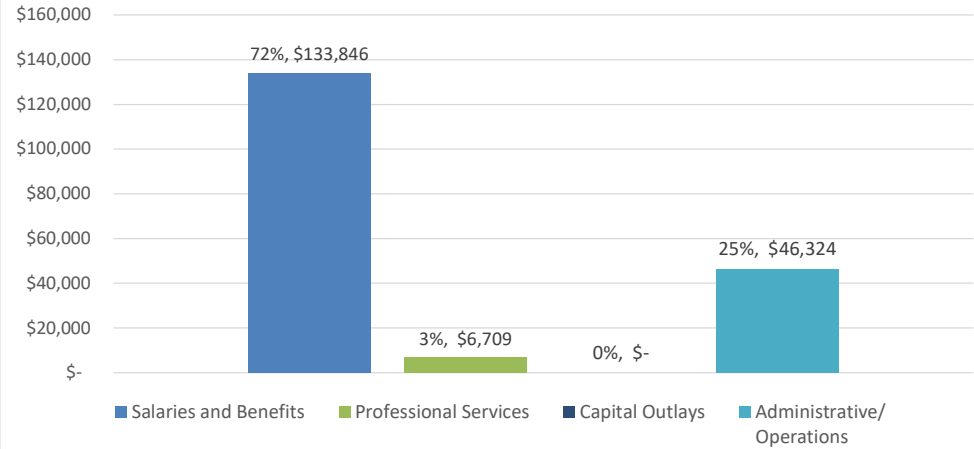
For the One Month Ended January 31, 2024

UNAUDITED

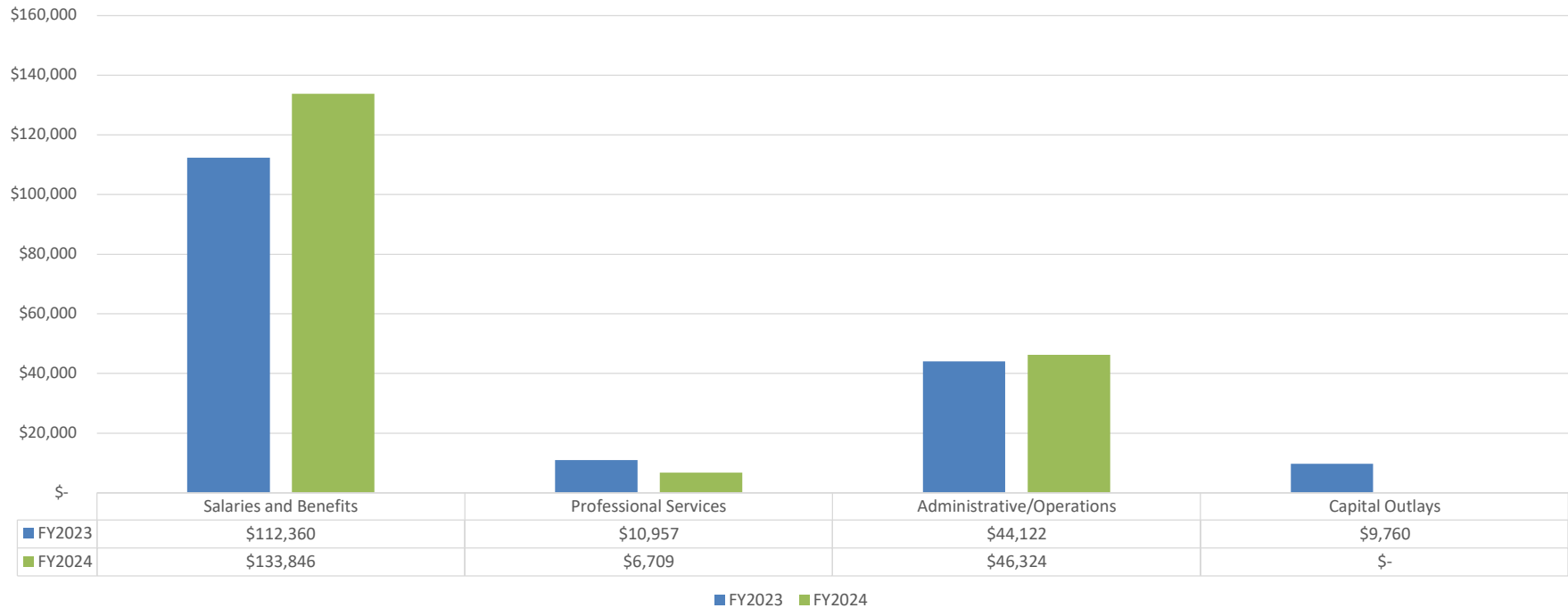
Expenditure Composition by Type - January 2024



Expenditure Composition by Type - January 2024



Expenditure Composition by Type - Prior Year Comparison



TOWN OF PALMER LAKE

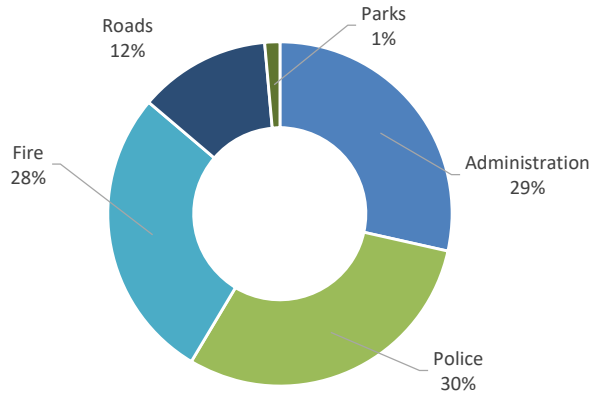
EXPENDITURE CHARTS

GENERAL FUND

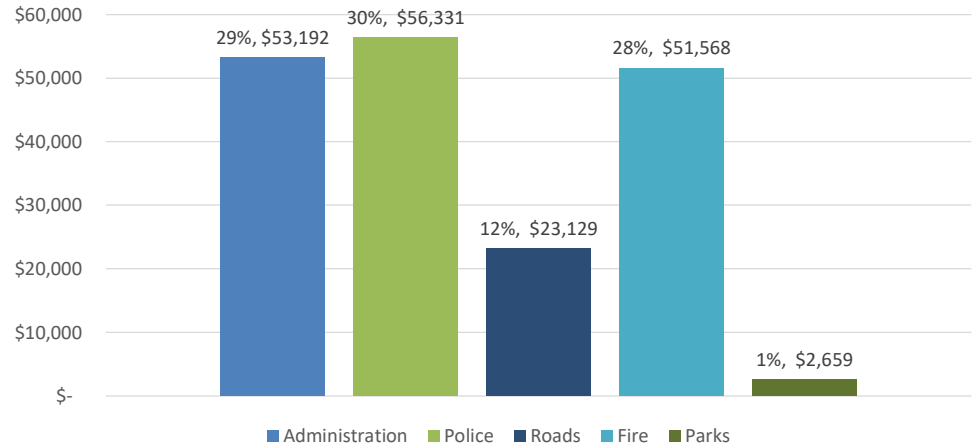
For the One Month Ended January 31, 2024

UNAUDITED

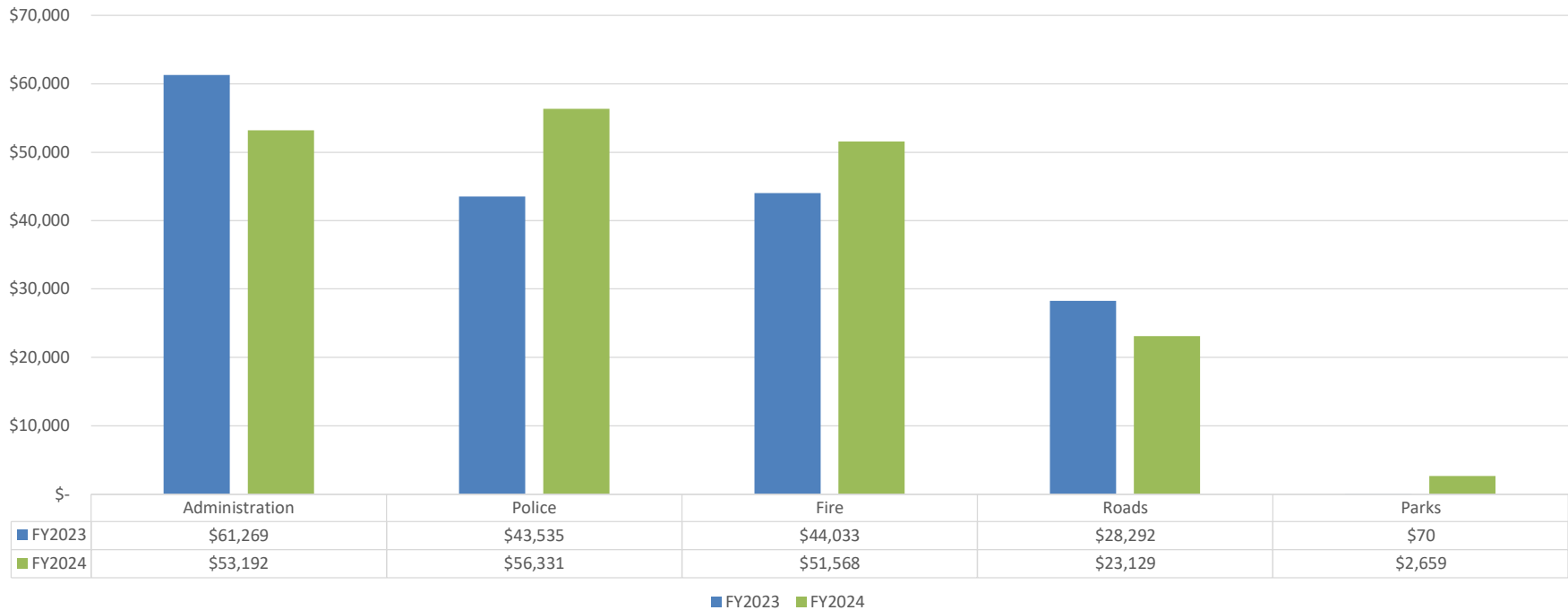
Expenditure Composition by Department - January 2024



Expenditure Composition by Department - January 2024



Expenditure Composition by Department - Prior Year Comparison



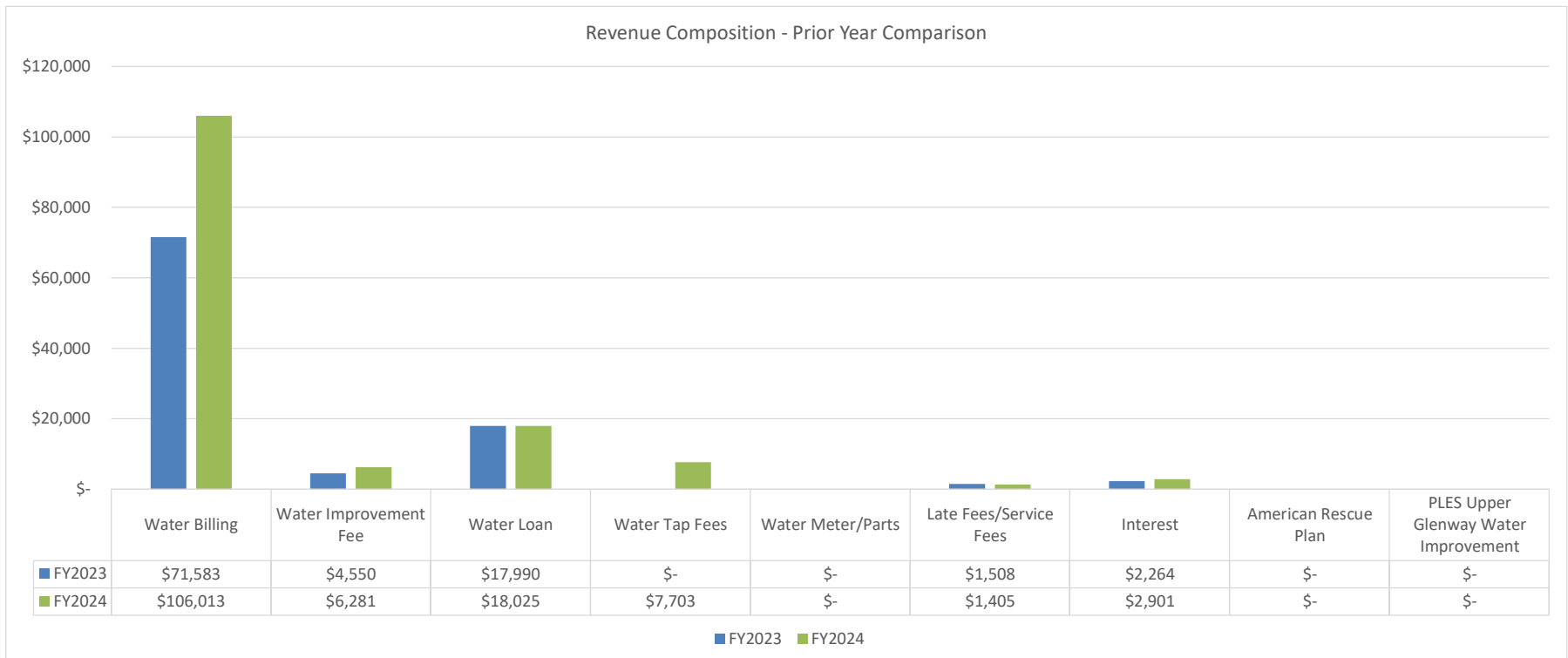
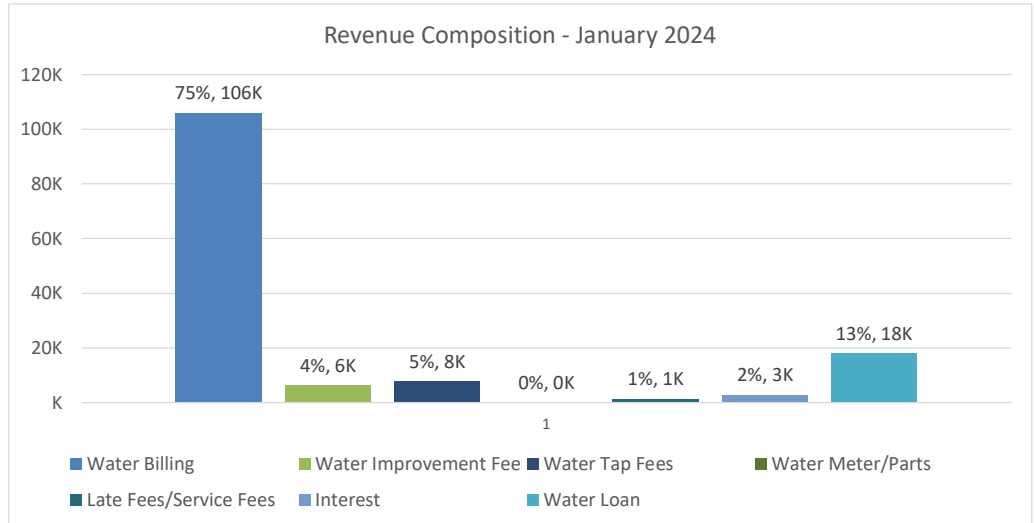
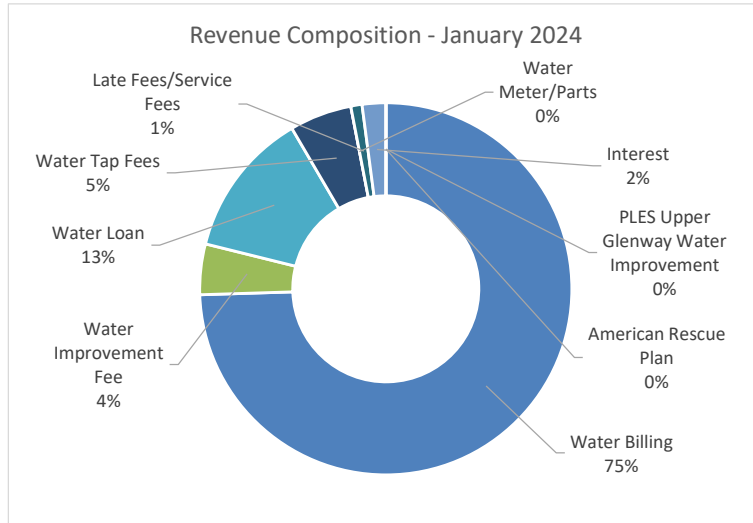
TOWN OF PALMER LAKE

REVENUE CHARTS

WATER ENTERPRISE FUND

For the One Month Ended January 31, 2024

UNAUDITED



TOWN OF PALMER LAKE

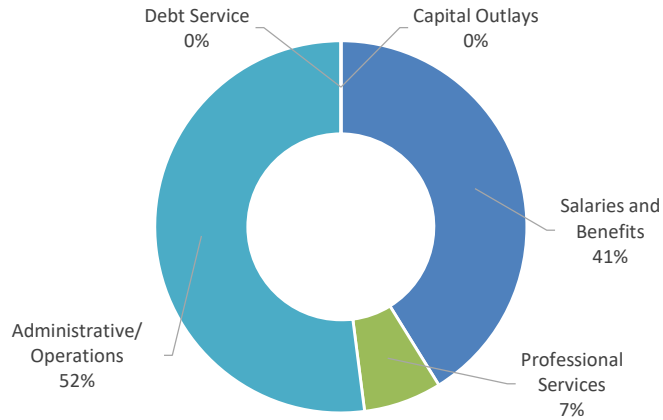
EXPENDITURE CHARTS

WATER ENTERPRISE FUND

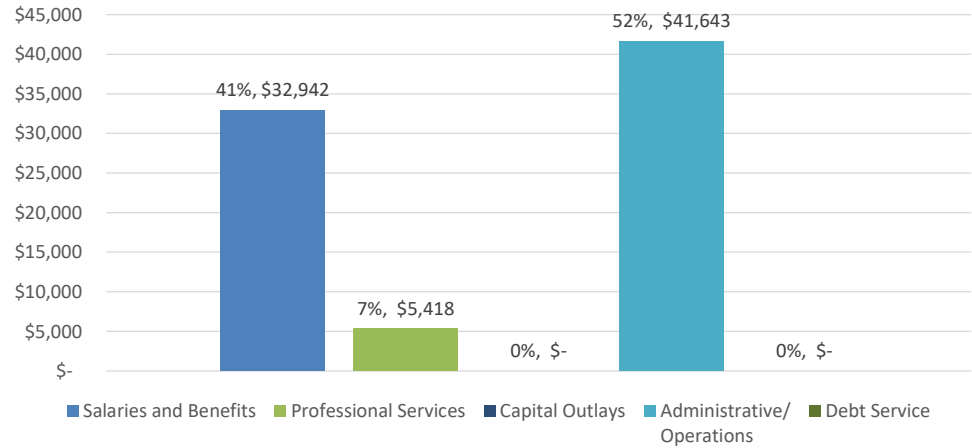
For the One Month Ended January 31, 2024

UNAUDITED

Expenditure Composition by Type - January 2024



Expenditure Composition by Type - January 2024



Expenditure Composition by Type - Prior Year Comparison

